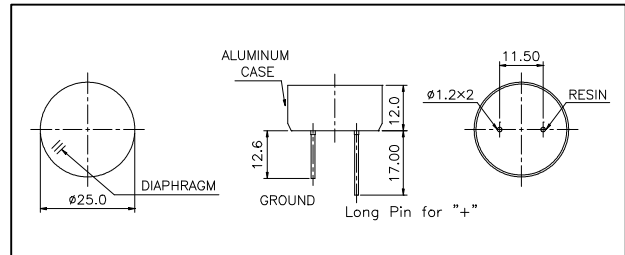


Dimensions: dimensions are in mm



Specification

328ET250	Transmitter
328ER250	Receiver
Center Frequency	32.8±1.0Khz
Bandwidth (-6dB)	328ET250 1.0Khz
	328ER250 1.0Khz
Transmitting Sound Pressure Level	113dB min.
at 32.8Khz; 0dB re 0.0002μbar per 10Vrms at 30cm	
Receiving Sensitivity	-67dB min.
at 32.8Khz 0dB = 1 volt/μbar	
Capacitance at 1Khz	±20% 2400 pF
Max. Driving Voltage (cont.)	20Vrms
Total Beam Angle	-6dB 33° typical
Operation Temperature	-30 to 80°C
Storage Temperature	-40 to 85°C

All specification taken typical at 25°C
 Closer frequency tolerance can be supplied upon request.

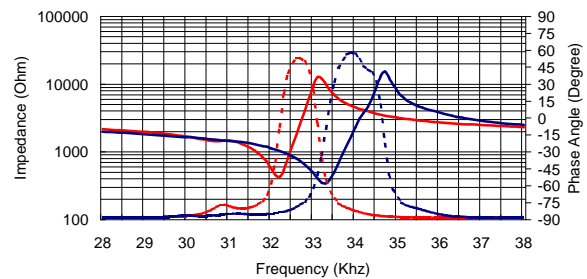
Model available:

1	328ET/R250	Aluminum Housing
2	328ET/R25B	Black Alum. Housing

Impedance/Phase Angle vs. Frequency

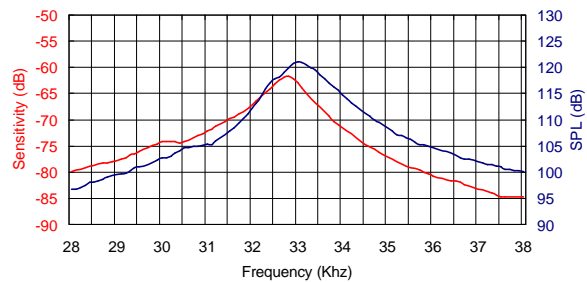
Tested under 1Vrms Oscillation Level

328ER250 Impedance ——— (red solid)
 328ER250 Phase ——— (blue solid)
 328ET250 Impedance ····· (red dotted)
 328ET250 Phase ····· (blue dotted)

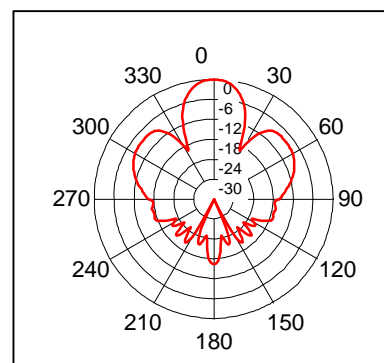


Sensitivity/Sound Pressure Level

Tested under 10Vrms @30cm



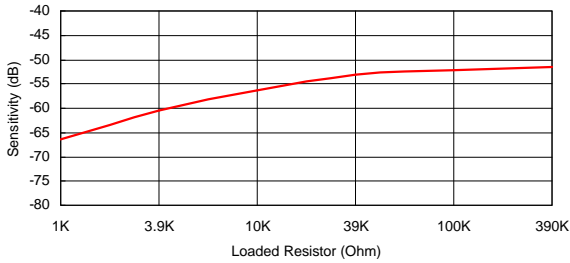
Beam Angle: Tested at 32.8Khz frequency



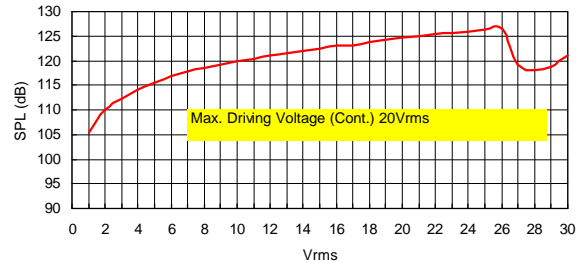
328ER250 Receiver

328ET250 Transmitter

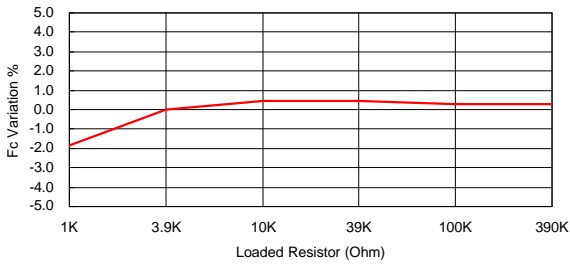
Sensitivity Variation vs. Loaded Resistor



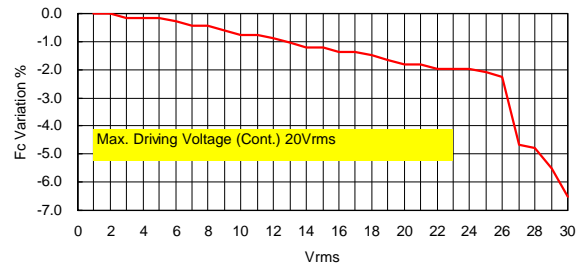
SPL Variation vs. Driving Voltage



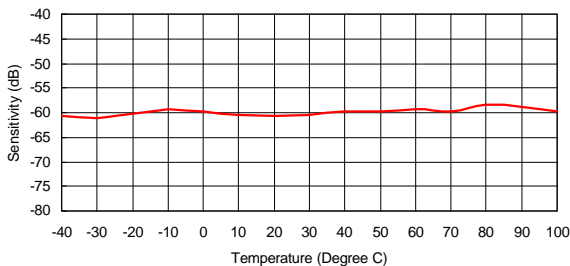
Center Frequency Shift vs. Loaded Resistor



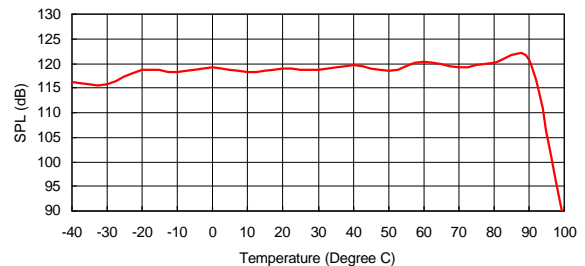
Center Frequency Shift vs. Driving Voltage



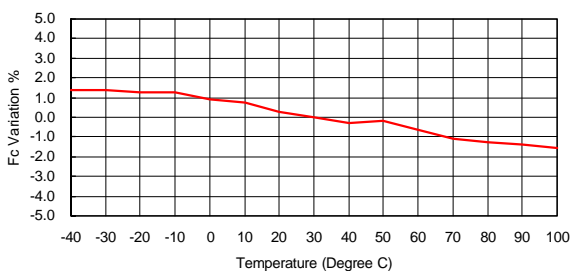
Sensitivity Variation vs. Temperature



SPL Variation vs. Temperature



Center Frequency Shift vs. Temperature



Center Frequency Shift vs. Temperature

